

Project Title: **Spring 2019 Evaluations**

Courses Audience: **21**

Responses Received: **15**

Response Ratio: **71.43%**

Subject Details

Name	ECON 1 DIS 106 INTRO TO ECONOMICS
DEPT_NAME	ECON
DEPT_FORM	ECON
EVALUATION_TYPE	G
First Name	Gevorg
Last Name	Khandamiryan

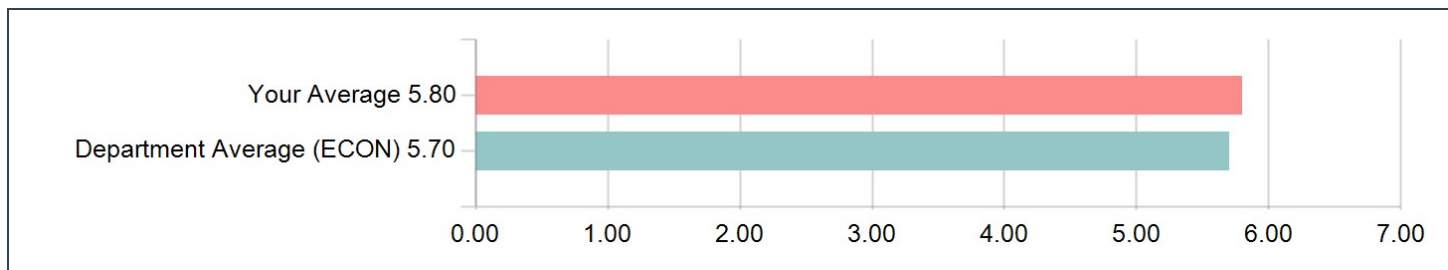
Creation Date: **Tuesday, June 04, 2019**

FOR YOUR INFORMATION: Please note that "Department Average" for each rating question is calculated using all sections in your department. This may include both Faculty and GSIs depending on whether the department has selected a question item to be used for both.

RATING QUESTIONS (QUANTITATIVE)

UNIVERSITY WIDE QUESTIONS: The quantitative items in this section are asked across all courses at Berkeley.

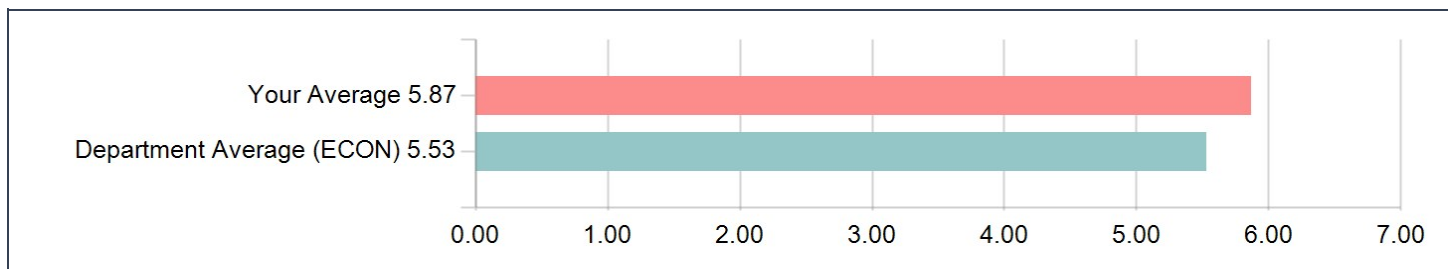
Considering both the limitations and possibilities of the subject matter and the course, how would you rate the overall effectiveness of this graduate student instructor?



Considering both the limitations and possibilities of the subject matter and the course, how would you rate the overall effectiveness of this graduate student instructor?

Options	Count	Percentage
1-Not at all Effective	1	6.67%
2	0	0.00%
3	0	0.00%
4-Moderately Effective	0	0.00%
5	3	20.00%
6	6	40.00%
7-Extremely Effective	5	33.33%
Statistics	Value	
Response Count	15	
Mean	5.80	
Median	6.00	
Standard Deviation	1.52	

Considering both the limitations and possibilities of the subject matter and the course, how would you rate the overall effectiveness of this course?

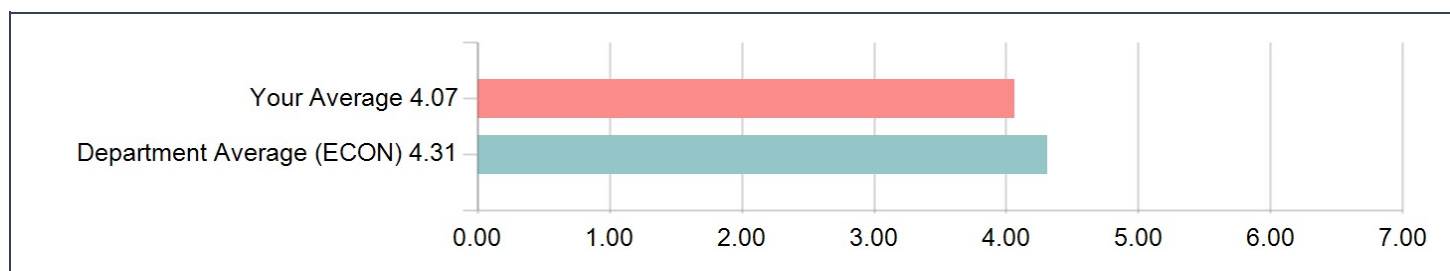


Considering both the limitations and possibilities of the subject matter and the course, how would you rate the overall effectiveness of this course?

Options	Count	Percentage
1-Not at all Effective	0	0.00%
2	0	0.00%
3	1	6.67%
4-Moderately Effective	1	6.67%
5	2	13.33%
6	6	40.00%
7-Extremely Effective	5	33.33%
Statistics	Value	
Response Count	15	
Mean	5.87	
Median	6.00	
Standard Deviation	1.19	

DEPARTMENT PROVIDED RATING QUESTIONS: Questions in this section were selected by your department for inclusion on this evaluation.


Considering my understanding of the material, the pace of the section meetings was



Considering my understanding of the material, the pace of the section meetings was

Options	Count	Percentage
1-Much Too Slow	0	0.00%
2	1	6.67%
3	1	6.67%
4-About Right	9	60.00%
5	4	26.67%
6	0	0.00%
7-Much Too Fast	0	0.00%
Statistics	Value	
Response Count	15	
Mean	4.07	
Median	4.00	
Standard Deviation	0.80	

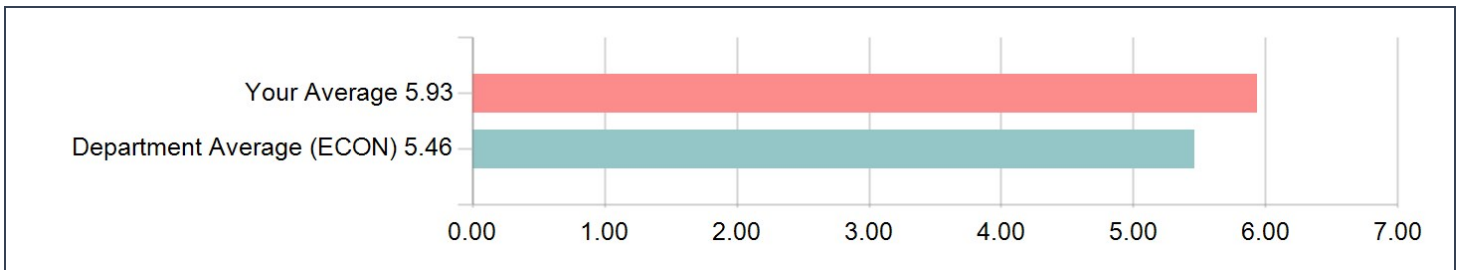
Considering how the professor structured the course, the material presented in section was



Considering how the professor structured the course, the material presented in section was

Options	Count	Percentage
1-Poorly Chosen	0	0.00%
2	0	0.00%
3	1	6.67%
4-Satisfactory	4	26.67%
5	1	6.67%
6	4	26.67%
7-Excellent	5	33.33%
Statistics		Value
Response Count		15
Mean		5.53
Median		6.00
Standard Deviation		1.41

From my perspective the graduate student instructor's grading appears to be



From my perspective the graduate student instructor's grading appears to be

Options	Count	Percentage
1-Unfair	0	0.00%
2	0	0.00%
3	0	0.00%
4-Satisfactory	1	6.67%
5	3	20.00%
6	7	46.67%
7-Very Conscientious	4	26.67%
Statistics	Value	
Response Count	15	
Mean	5.93	
Median	6.00	
Standard Deviation	0.88	

Class?

Class?		
Options	Count	Percentage
Freshman	11	73.33%
Sophomore	2	13.33%
Junior	2	13.33%
Senior	0	0.00%
Graduate - First Year	0	0.00%
Graduate - Second Year	0	0.00%
Graduate - Third Year	0	0.00%
Graduate - Fourth Year and Beyond	0	0.00%
Visiting Student/Concurrent Enrollment	0	0.00%

Major?

Major?		
Options	Count	Percentage
Declared	4	26.67%
Undeclared	11	73.33%

Please specify your declared or prospective major.

Please specify your declared or prospective major.		
Options	Count	Percentage
Economics	4	26.67%
Haas School of Business	4	26.67%
College of Natural Resources (e.g., Ag Econ)	0	0.00%
Other Social Science (incl. History)	1	6.67%
Humanities	0	0.00%
Natural Science (incl. Engineering & Mathematics)	3	20.00%
Other Professional School (City Planning, Public Policy)	1	6.67%
Other	2	13.33%
Undecided	0	0.00%

Is this course required or strongly suggested for your major or intended major?

Is this course required or strongly suggested for your major or intended major?		
Options	Count	Percentage
Yes	13	86.67%
No	2	13.33%

On average, how many hours per week have you spent on this course, including attending classes, doing readings, reviewing notes, writing papers, and any other course-related work?

On average, how many hours per week have you spent on this course, including attending classes, doing readings, reviewing notes, writing papers, and any other course-related work?		
Options	Count	Percentage
3 or Fewer	3	20.00%
4-6	8	53.33%
7-9	3	20.00%
10-12	1	6.67%
13-15	0	0.00%
16-18	0	0.00%
More than 18	0	0.00%
Statistics		Value
Response Count		15

How many class (or section) sessions did you attend?

How many class (or section) sessions did you attend?		
Options	Count	Percentage
None	0	0.00%
Fewer than half	0	0.00%
About half	1	6.67%
More than half	8	53.33%
All	6	40.00%

INSTRUCTOR PROVIDED QUESTIONS (CUSTOM): If any rating questions appear in this section, they were created by you. If blank, you did not add any custom items to your evaluation. These are viewable only by you and not accessible by other report viewers in your department.

OPEN ENDED QUESTIONS (QUALITATIVE)

DEPARTMENT PROVIDED QUESTIONS: Questions in this section were selected by your department for inclusion on this evaluation.

Please identify what you consider to be the strengths of the course (or section).

Comments
Good explanations
Great teaching
Gsi availability
The worksheets really help out
Gevorg was one of the best GSIs I have ever had. He was diligent in his explanations and made sure everyone understood the material.
Section: Gevorg's simplicity when explaining the economics concepts.
– At first, we only did section exercises in discussion but in the second half of the course, the GSI made discussion section lecture-styled which I found to be very helpful.
– The presentations that we did in class were helpful to see real-life applications of what we learned in class
The course is very well organized. The problem sets and section exercises are especially helpful.
Good at answering questions, showing general procedure for determining a conclusion
Gevorg explains the concepts very well, presenting specific examples for students to examine. He also frequently check for students' understanding by asking questions.
Gevorg was a good instructor as it was clear that he knew the material and the course well. He was good at explaining, took questions, and responded to emails and office hours well. Overall I would definitely recommend him as a GSI to a future student.

Please identify area(s) where you think the course could be improved.

Comments
Sometimes off topic on discussion like he would go into things that were way too hard and not included in course material
Course captures
N/a
I wish the lecture notes were posted, but I understand the reason not too.
There should be more office hours for the GSIs – at least twice a week.
Sometimes discussion sections moved too fast or too slow
Sometimes a little fast paced – we sometimes dont have time to complete the section exercises in class
A different GSI
Pace is too fast sometimes– new material skimmed over instead of delved into
The notes that were provided for some of the later chapters were extremely useful, and if they were provided for all the chapters it would be great.

What advice would you give to another student who is considering taking this course?

Comments
Read the textbook
Do problem sets and study those for tests
Use sections
Get gevorg as your GSI
Make sure you utilize the resource that is your section.
Consistently study the material and do the readings.
Read the textbook! It helps
Always keep track of the textbook reading accordingly, and always attend discussion section because it is extremely helpful!
Keep up with lecture

INSTRUCTOR PROVIDED QUESTIONS (CUSTOM): If any open-ended questions appear in this section, they were created by you. If blank, you did not add any custom items to your evaluation. These are viewable only by you and not accessible by other report viewers in your department.